



---

# SOFF LearnConnect in Moodle: Self-Enrollment Guidance for SOFF Peer Advisors and Implementing Entities

Version 1.2, June 2025

---

Systematic Observations  
Financing Facility

**Weather  
and climate  
data for  
resilience**



## Table of contents

1. Introduction .....	3
2. Registration in the WMO Education and Training Programme (ETRP) Moodle Platform .....	3
3. Self-enrolment in the SOFF LearnConnect .....	4

## 1. Introduction

SOFF LearnConnect is a platform developed to serve as a hub for discussions and experience sharing among peer advisors, Implementing Entities, the SOFF Secretariat, and relevant experts from the WMO. It also serves as a repository for operational guidelines and templates as well as learning materials that support operational partners throughout SOFF phases.

SOFF LearnConnect is hosted on the WMO Education and Training (ETR) Moodle platform. Users need to log in to contribute to discussions and receive notifications of new posts.

This guide provides steps for self-registration on the WMO ETR Moodle platform and self-enrollment in SOFF LearnConnect. Please contact [soffsecretariat@wmo.int](mailto:soffsecretariat@wmo.int) if you have any questions.

## 2. Registration in the WMO Education and Training Programme (ETR) Moodle Platform

Before enrolling in the SOFF LearnConnect, a user should first have an account in the WMO ETRP Moodle. Here are steps for self-registration on the WMO ETRP Moodle Platform:

- a) Open the WMO ETRP Moodle in your browser using this link: <https://etrp.wmo.int>. If you already have a user account in the platform, please do not create another one. Simply log in with your existing account and skip this Step-A.
- b) If you do not have a user account in the WMO ETRP Moodle, you need to create one by clicking “log in” then “Create new account” <https://etrp.wmo.int/login/signup.php> as shown below:


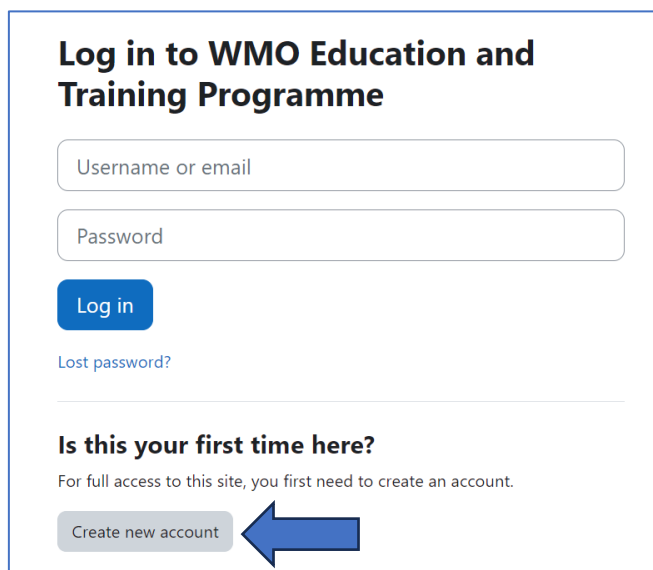


Image 1. WMO ETR Moodle homepage




*Image 2. Login page to WMO ETR Moodle*

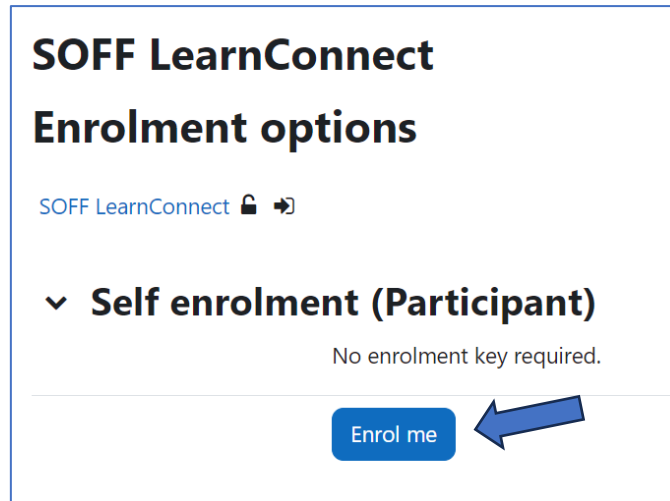
- c) After filling out the form and clicking the “Create my new account” button, an automatic email will be sent to the email address you provided. Click the link in the email to confirm your new account.

### 3. Self-enrolment in the SOFF LearnConnect

- a) Open SOFF LearnConnect in your browser using this link:  
<https://etrp.wmo.int/course/view.php?id=348>
- b) If you are already logged in, you will see the enrolment option. Otherwise, click “Log in” at the top right corner and enter your username and password.
- c) Click “Enrol me in this course” then “Enrol me” button as shown below.



*Image 3. SOFF LearnConnect homepage*



*Image 4. Self-enrolment button*

- d) You are now enrolled in the SOFF LearnConnect and can post and contribute to the discussion forum.